
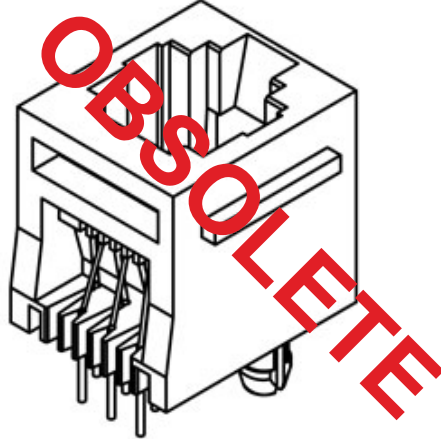


PRODUCT SPECIFICATION


Part Number	MJ3110	Rev	B	Date	31/07/10		
Product Description	Mod Jack, Category 3, Vertical, Through Hole, 4, 6 and 8 Position				Page	1	
Doc Number	MJ3110	Prepared	SA	Checked	DR	Approved	LH



MJ3110-44



MJ3110-66



MJ3110-88

PRODUCT SPECIFICATION

Part Number	MJ3110	Rev	B	Date	31/07/10		
Product Description	Mod Jack, Category 3, Vertical, Through Hole, 4, 6 and 8 Position			Page	2		
Doc Number	MJ3110	Prepared	SA	Checked	DR	Approved	LH

1.0 SCOPE.

This specification covers performance, tests and quality requirements for the Modular Jack, Category 3, Vertical, Through Hole, 4, 6 and 8 Position, MJ3110 Range.

2.0 PRODUCT NAME AND PART NUMBER.

Modular Jack Connector, 4 Position, Category 3, Vertical, Through Hole – MJ3110-44-X-X-X
Modular Jack Connector, 6 Position, Category 3, Vertical, Through Hole – MJ3110-66-X-X-X
Modular Jack Connector, 8 Position, Category 3, Vertical, Through Hole – MJ3110-88-X-X-X

3.0 PRODUCT SHAPE, DIMENSIONS AND MATERIAL.

Please refer to drawings.

4.0 RATINGS.

Current rating 1.5 A
Voltage rating 150 V AC
Storage Temperature..... -10°C to +70°C
Operating Temperature Range -40°C to +85°C

5.0 TEST AND MEASUREMENT CONDITIONS.

Product is designed to meet electrical, mechanical and environmental performance requirements specified in Paragraph 6.0. All tests are performed under the following conditions unless otherwise specified.

PRODUCT SPECIFICATION

Part Number	MJ3110	Rev	B	Date	31/07/10
Product Description	Mod Jack, Category 3, Vertical, Through Hole, 4, 6 and 8 Position			Page	3
Doc Number	MJ3110	Prepared	SA	Checked	DR
		Approved			LH

6.0 PERFORMANCE.

Item	Test Condition	Requirement
Examination of Product	Visual, dimensional and functional inspection as per quality plan.	Product shall meet requirements of product drawing and specification.

6.1 Electrical Performance.

Item	Test Condition	Requirement
Contact Resistance	Being mated contacts assembled in housing to short circuit current of 100mA at open circuit voltage 20mV.	30mΩMax.
Insulation Resistance	Being measured with an insulation measuring device of DC 500V between any open terminal and between the terminal and the shield	500MΩ Min.
Dielectric Strength	Withstand AC 1000V(50–60Hz) for 1 minute being applied between any open terminal and between the terminal and the shield.	No breakdown

6.2 Mechanical Performance.

Item	Test Condition	Requirement
Durability	1,000 cycles operating at a rate of 10-20 cycles per minute, without load.	<ol style="list-style-type: none"> 1 Contact Resistance: Initial value +30mΩ 2 Insulation Resistance: 500MΩ Min. 3 Withstand Voltage: AC 1000V.1 minute. 4 There shall be no defects in appearance or in the mechanical functions
Solderability Test	The top of the terminals shall be dipped 2mm in the solder bath of 260±5°C for 5±1.0 seconds.	A new uniform coating of solder shall cover a minimum of 95% of the surface being immersed.
Resistance to Soldering Heat Test	The top of the terminals shall be dipped 2mm in the solder bate of 260°C ±5°C for 5±1.0 seconds.	Without harmful damage in appearance, mechanical and electrical characteristics shall be satisfied.

PRODUCT SPECIFICATION

Part Number	MJ3110	Rev	B	Date	31/07/10
Product Description	Mod Jack, Category 3, Vertical, Through Hole, 4, 6 and 8 Position			Page	4
Doc Number	MJ3110	Prepared	SA	Checked	DR
				Approved	LH

Item	Test Condition	Requirement
Vibration Test	The testing duration is 60 minutes per axis which include x. y. z axis. The condition of frequency is 10~55~10HZ/MIN and the amplitude is 1.50mm.	There shall be no less in continuity longer than 1μs. Without harmful damage in appearance, mechanical and electrical characteristics shall be satisfied.
Shock Test	The testing duration is 3 Times per axis which include x. y. z axis. The condition of shock strength is 50g and the continuity time of pulse is 11ms.	There shall be no less in continuity longer than 1μs. Without harmful damage in appearance, mechanical and electrical characteristics shall be satisfied.
Mating/Unmating Force	Maximum Insertion Force	MJ3110-88: 23N Max. MJ3110-66: 21N Max. MJ3110-44: 18N Max.

6.3 Environmental Performance and Others.

Item	Test Condition	Requirement
Humidity Test	40°C ±2°C, 90-95% RH for 96 hours. After test kept in normal condition for 30minutes.	<ol style="list-style-type: none"> 1 Contact Resistance: Initial value +30mΩ 2 Insulation Resistance: 500MΩ Min. 3 Withstand Voltage: AC 1000V.1 minute. 4 There shall be no defects in appearance or in the mechanical functions
Heat Test	70°C ±2°C for 96 hours. After test kept in normal condition for 30 minutes.	<ol style="list-style-type: none"> 1 Contact Resistance: Initial value +30mΩ 2 Insulation Resistance: 500MΩ Min. 3 Withstand Voltage: AC 1000V.1 minute. 4 There shall be no defects in appearance or in the mechanical functions
Salt Spray	Salt water shall be adjusted at 5% weight ratio. 35±°C for 24 hours. After salt is removed by running water and a drop is removed, it is measured.	<ol style="list-style-type: none"> 1 Contact Resistance: Initial value +30mΩ 2 Insulation Resistance: 500MΩ Min. 3 Withstand Voltage: AC 1000V.1 minute. 4 There shall be no defects in appearance or in the mechanical functions

PRODUCT SPECIFICATION

Part Number	MJ3110	Rev	B	Date	31/07/10		
Product Description	Mod Jack, Category 3, Vertical, Through Hole, 4, 6 and 8 Position			Page	6		
Doc Number	MJ3110	Prepared	SA	Checked	DR	Approved	LH

Revision details :-

Revision	Information	Page	Release Date
A	Specification Released	-	31/0710
B	Stamped & Double Row Type: 50mΩMax removed from Contact Resistance requirement	3	15/12/10