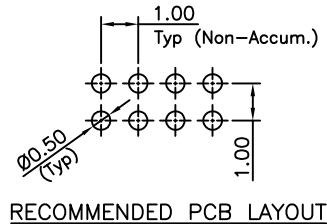
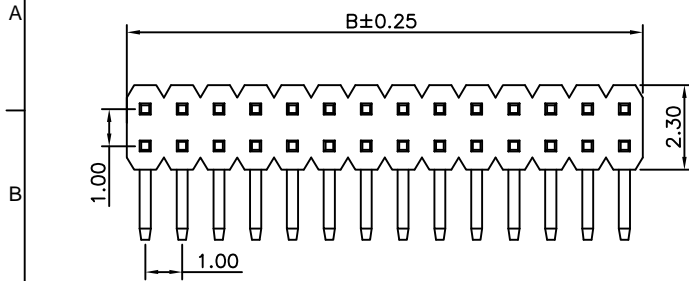
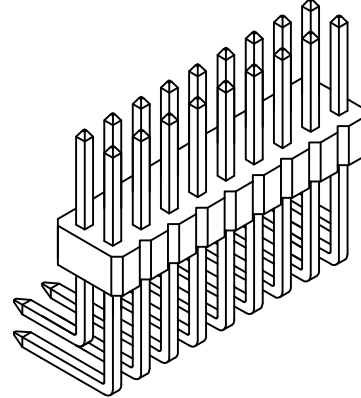
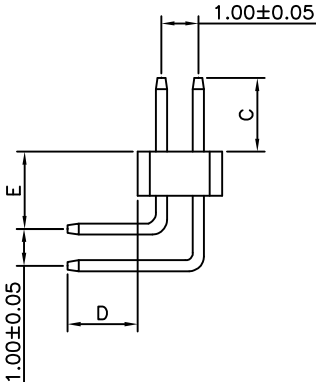
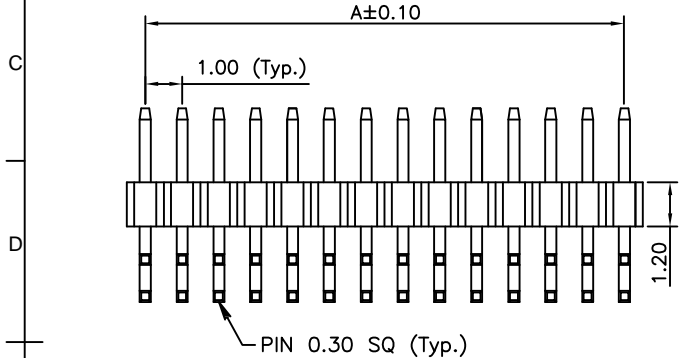


Global Connector Technology Ltd. - BC045: 1.00mm PITCH PIN HEADER, DUAL ROW, THROUGH HOLE, HORIZONTAL



RECOMMENDED PCB LAYOUT



CONTACTS	DIMENSIONS	
	A	B
4	1.00	2.00
6	2.00	3.00
8	3.00	4.00
10	4.00	5.00
12	5.00	6.00
14	6.00	7.00
16	7.00	8.00
18	8.00	9.00
20	9.00	10.00
22	10.00	11.00
24	11.00	12.00
26	12.00	13.00
28	13.00	14.00
30	14.00	15.00
32	15.00	16.00
34	16.00	17.00
36	17.00	18.00
19	18.00	19.00
40	19.00	20.00
42	20.00	21.00
44	21.00	22.00
46	22.00	23.00
48	23.00	24.00
50	24.00	25.00
52	25.00	26.00
54	26.00	27.00
56	27.00	28.00
58	28.00	29.00
60	29.00	30.00
62	30.00	31.00
64	31.00	32.00
66	32.00	33.00
68	33.00	34.00
70	34.00	35.00
72	35.00	36.00
74	36.00	37.00
38	37.00	38.00
78	38.00	39.00
80	39.00	40.00

Ordering Grid: BC045-XX-X-XXXX-XXXX-XXXX-L-X

No. of Contacts: 04 to 80
 Contact Plating: A = Gold Flash All Over, C = Tin All Over
Standard = Gold Flash All Over

Packing Options: G = Plastic Box (Standard), D = Tube, E = Tube with Cap
 Insulator Material: L = LCP (Standard)
 Dimension E (1/100mm): (Centre of Pin to Top of Insulator) Standard - 2.10mm = 0210 or specify Dimension E e.g. 2.50mm = 0250 Tol ± 0.2mm

Dimension C (1/100mm) (Post Height) Standard - 1.90mm = 0190 or specify Dimension C e.g. 2.50mm = 0250 Tol ± 0.2mm
 Dimension D (1/100mm) (Tail Length) Standard - 1.90mm = 0190 or specify Dimension D e.g. 2.50mm = 0250 Tol ± 0.2mm

SPECIFICATIONS 规格:

CURRENT RATING 电流额定值: 1 AMP
 INSULATOR RESISTANCE 绝缘电阻值: 1000 MEGOHMS MIN.
 DIELECTRIC WITHSTANDING 耐电压: AC 300 V
 CONTACT RESISTANCE 接触电阻值: 20mΩ Max.
 OPERATING TEMPERATURE 工作温度: -40°C TO +105°C
 CONTACT MATERIAL 端子物料: COPPER ALLOY
 INSULATOR MATERIAL 绝缘体物料:
 STANDARD 标准物料: POLYESTER 聚酯, LCP, UL 94-V0
 SOLDERING PROCESS 可焊性:
 LCP (STANDARD 标准物料) -
 IR REFLOW 回流焊: 260°C for 10 sec.
 WAVE 波峰焊: 250°C for 5-10 sec
 MANUAL SOLDER 人工焊接: 350°C for 3-5 sec

MATES WITH 配套之母座 (SUBJECT TO PIN LENGTH 在端子长度适合的条件下):
 BC084 BC085

By	ASE	GG	SA
DETAIL	DRAWING RELEASE	CHANGE TO SOLDER TEMP. INFORMATION	AMENDMENT TO PLATING OPTIONS
REV DATE	A 20/05/08	B 23/07/09	C 21/12/09



Tolerances (Except as noted)		Part Number:-	Date:-
Dimensions in mm		BC045	20 MAY 08
X. ± 0.30	X.° ± 5°	Description:-	
X.X ± 0.25	.X° ± 3°	1.00mm PITCH PIN HEADER, DUAL ROW, THROUGH HOLE, HORIZONTAL	
X.XX ± 0.15	.XX° ± 2°	© THIS DRAWING IS CONFIDENTIAL AND MUST NOT BE COPIED OR DISCLOSED WITHOUT WRITTEN CONSENT	
X.XXX ± 0.10	.XXX° ± 1°	Third Angle Projection	

GCT

www.globalconnectortechology.com

Scale	Revision	Material	Drawn by	Sheet No.
NTS	C	See Note	ASE	E & OE 1/1