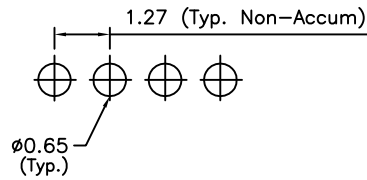
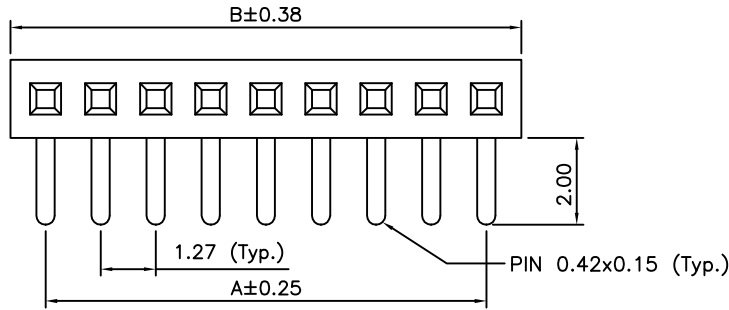
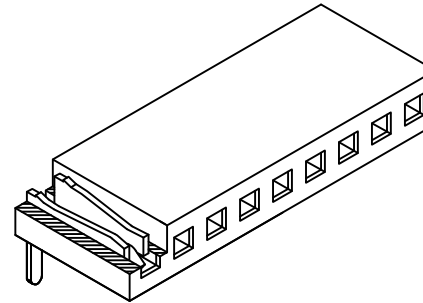
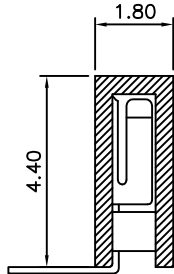


A
B
C
D
E
F
G
H



RECOMMENDED PCB LAYOUT



CONTACTS	DIMENSIONS	
	A	B
3	2.54	4.16
4	3.81	5.43
5	5.08	6.70
6	6.35	7.97
7	7.62	9.24
8	8.89	10.51
9	10.16	11.78
10	11.43	13.05
11	12.70	14.32
12	13.97	15.59
13	15.24	16.86
14	16.51	18.13
15	17.78	19.40
16	19.05	20.67
17	20.32	21.94
18	21.59	23.21
19	22.86	24.48
20	24.13	25.75
21	25.40	27.02
22	26.67	28.29
23	27.94	29.56
24	29.21	30.83
25	30.48	32.10
26	31.75	33.37
27	33.02	34.64
28	34.29	35.91
29	35.56	37.18
30	36.83	38.45
31	38.10	39.72
32	39.37	40.99
33	40.64	42.26
34	41.91	43.53
35	43.18	44.80
36	44.45	46.07
37	45.72	47.34
38	46.99	48.61
39	48.26	49.88
40	49.53	51.15

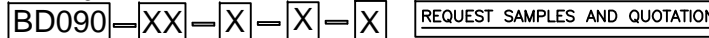
SPECIFICATIONS 规格:

CURRENT RATING 电流额定值: 1 AMP
 INSULATOR RESISTANCE 绝缘电阻值: 1000 MEGOHMS MIN.
 DIELECTRIC WITHSTANDING 耐电压: AC 300 V
 CONTACT RESISTANCE 接触电阻值: 20mΩ Max.
 OPERATING TEMPERATURE 工作温度: -40°C TO +105°C
 CONTACT MATERIAL 端子物料: COPPER ALLOY
 INSULATOR MATERIAL 绝缘体物料:
 STANDARD 标准物料: POLYESTER 聚酯, LCP, UL 94-V0
 OPTIONS 可选物料: POLYAMIDE 聚酰胺, NYLON 6T, UL 94-V0
 SOLDERING PROCESS 可焊性:
 LCP (STANDARD标准物料) -
 IR REFLOW 回流焊: 260°C for 10 sec.
 WAVE 波峰焊: 250°C for 5-10 sec
 MANUAL SOLDER 人工焊接: 350°C for 3-5 sec
 NYLON 6T (OPTION 可选物料) -
 IR REFLOW 回流焊: 260°C for 10 sec.
 WAVE 波峰焊: 230°C for 5-10 sec.
 MANUAL SOLDER 人工焊接: 350°C for 3-5sec

MATES WITH 配套之母座 (SUBJECT TO PIN LENGTH 在端子长度适合的条件下):

By	LYH	PN	CB	AE
BD021	BD045	BD100	BD105	BD110
DETAIL	DRAWING RELEASE	STANDARD INSULATOR MATERIAL CHANGED	PACKING OPTIONS CHANGED	SOLDER TEMP & MATES WITH INFO. UPDATED
REV DATE	A 28/12/07	B 27/04/09	C 20/05/09	D 27/07/09

Ordering Grid



No. of Contacts
03 to 40

Contact Plating
 A = Gold Flash All Over
 B = Selective Gold Flash Contact Area/
 Tin On Tail
 C = Tin All Over

G = 10µ" Gold Contact Area/Tin On Tail
 I = 30µ" Gold Contact Area/Tin On Tail
Standard = Gold Flash All Over

Packing Options
G = Plastic Box (Standard)
 D = Tube
 E = Tube with Cap

Insulator Material
L = LCP (Standard)
 N = Nylon 6T



Tolerances (Except as noted)	Part Number:-	Date:-
Dimensions in mm	BD090	28 DEC 07
X. ± 0.30 X." ± 5°	Description:-	
X.X ± 0.20 X" ± 2°	1.27mm PITCH SOCKET, SINGLE ROW, THROUGH HOLE, HORIZONTAL	
X.XX ± 0.15 XX" ± 1°	THIS DRAWING IS CONFIDENTIAL AND MUST NOT BE COPIED OR DISCLOSED WITHOUT WRITTEN CONSENT	
X.XXX ± 0.10 XXX" ± 0.5°		

GCT

www.globalconnectortechology.com

Scale	Revision	Material	Drawn by	Sheet No.
NTS	D	See Note	LYH	E & OE 1/1