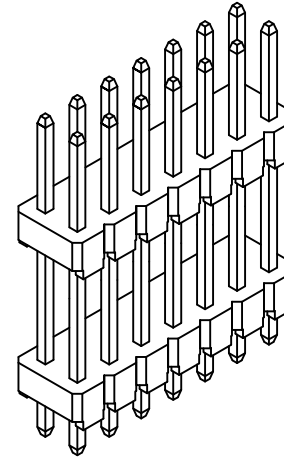
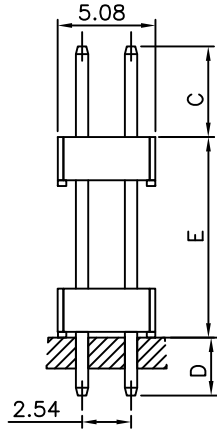
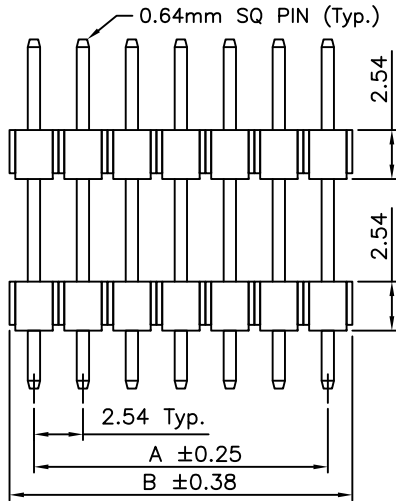


RECOMMENDED PCB LAYOUT



CONTACTS	DIMENSIONS	
	A	B
4	2.54	5.08
6	5.08	7.62
8	7.62	10.16
10	10.16	12.70
12	12.70	15.24
14	15.24	17.78
16	17.78	20.32
18	20.32	22.86
20	22.86	25.40
22	25.40	27.94
24	27.94	30.48
26	30.48	33.02
28	33.02	35.56
30	35.56	38.10
32	38.10	40.64
34	40.64	43.18
36	43.18	45.72
38	45.72	48.26
40	48.26	50.80
42	50.80	53.34
44	53.34	55.88
46	55.88	58.42
48	58.42	60.96
50	60.96	63.50
52	63.50	66.04
54	66.04	68.58
56	68.58	71.12
58	71.12	73.66
60	73.66	76.20
62	76.20	78.74
64	78.74	81.28
66	81.28	83.82
68	83.82	86.36
70	86.36	88.90
72	88.90	91.44
74	91.44	93.98
76	93.98	96.52
78	96.52	99.06
80	99.06	101.60

SPECIFICATIONS 规格

CURRENT RATING 电流额定值: 3 AMP
 INSULATOR RESISTANCE 绝缘电阻值: 1000 MΩ Min.
 CONTACT RESISTANCE 接触电阻值: 20mΩ Max.
 DIELECTRIC WITHSTANDING 耐电压: AC 600 V
 OPERATING TEMPERATURE 工作温度: -40°C TO +105°C
 CONTACT MATERIAL 端子物料: COPPER ALLOY
 INSULATOR MATERIAL 绝缘体物料:

STANDARD 标准物料: POLYAMIDE 聚酰胺, NYLON 6T, UL 94-V0
 OPTIONS 可选物料: POLYESTER 聚酯, LCP, UL 94-V0
 OR POLYESTER 聚酯, PBT, UL94-V0

SOLDERING PROCESS 可焊性:

NYLON 6T (STANDARD 标准物料) -
 IR REFLOW 回流焊: 260°C for 10 sec.
 WAVE 波峰焊: 230°C for 5-10 sec.
 MANUAL SOLDER 人工焊接: 350°C for 3-5 sec
 PBT (OPTION 可选物料) - MANUAL SOLDER 人工焊接: 330°C for 3-5 sec.
 (NOT SUITABLE FOR HI-TEMP PROCESS 不适合高温处理)
 LCP (OPTION 可选物料) -
 IR REFLOW 回流焊: 260°C for 10 sec.
 WAVE 波峰焊: 250°C for 5-10 sec.
 MANUAL SOLDER 人工焊接: 350°C for 3-5 sec

MATES WITH 配套之母座 (SUBJECT TO PIN LENGTH 在端子长度适合的条件下)

BG120 BG140 BG150 BG151 BG160
 BG165 BG170 BG175 BG180 BG185
 BG190 BG195 BG200 BG210

Ordering Grid



No. of Contacts
04 to 80

Contact Plating
 A = Gold Flash All Over
 B = Selective Gold Flash Contact Area/Tin On Tail
 C = Tin All Over
 G = 10µ" Gold Contact Area/Tin On Tail
 H = 15µ" Gold Contact Area/Tin On Tail
 I = 30µ" Gold Contact Area/Tin On Tail
Standard = Gold Flash All Over

Insulator Material
N = Nylon 6T (Standard)
 P = PBT
 L = LCP
 Packing Options
G = Plastic Box (Standard)
 D = Tube
 E = Tube with Cap

Dimension D (1/100mm)
 (Tail Length)
Standard - 3.00mm = 0300
 Or specify Dimension D
 e.g. 2.50mm = 0250
 TOL.: ±0.2mm

Dimension C (1/100mm)
 (Post Height)
Standard - 6.00mm = 0600
 Or specify Dimension C
 e.g. 2.50mm = 0250
 TOL.: ±0.2mm

By	LYH	PN	CB	DR	SA
DETAIL	DRAWING RELEASE	STANDARD INSULATOR MATERIAL CHANGED	PACKING OPTIONS CHANGED	CHANGE TO SOLDER TEMP. INFORMATION	PLATING OPTION 'H' ADDED
REV DATE	A 30/10/06	B 12/03/09	C 27/04/09	D 05/08/09	E 22/11/10



Tolerances (Except as noted)		Part Number:-	Date:-
Dimensions in mm		BG025	30 OCT 06
X. ±0.30	X." ±5°	Description:- 2.54mm PITCH ELEVATED PIN HEADER, DUAL ROW, THROUGH-HOLE, VERTICAL	
X.X ±0.20	X" ±2°		
X.XX ±0.15	XX" ±1°		
X.XXX ±0.10	XXX" ±0.5°		
Third Angle Projection		THIS DRAWING IS CONFIDENTIAL AND MUST NOT BE COPIED OR DISCLOSED WITHOUT WRITTEN CONSENT	

GCT

www.globalconnectortechology.com

Scale	Revision	Material	Drawn by	Sheet No.
NTS	E	See Note	LYH	E & OE 1/1